


**\*\*\* HOMEWORK UPDATE \*\*\***

- Homework Packet Important Information:
  - We are using the **honors system**, so if your child completed a task, check it off. If they did not complete a task, please do not check it and leave it blank. At the end of the month, we ask that a **parent or guardian sign off** at the bottom of the HW Checklist to verify that your child completed their work.
    - Since we are using the honors system, we do **not** need any HW to be brought back to school, just your signature at the end of the month.
  - The HW listed on the next page is for the whole week. For example, 20 minutes of i-Ready is supposed to be completed each *week*, *not* 20 minutes each day.
    - The only thing that should be done every day is *reading*.
- What's Included in the HW Packet:
  - **Snap Word list**
    - A **reading assessment** on these words will be given on 1/24/25.
    - The Rainbow Write (multi-sensory learning) is attached to this for your use at home. Please make copies at home so that you can reuse it. If you don't have access to a printer and would like another copy, please reach out to me so that I can print it for you.
      - "Rainbow writing refers to repeatedly tracing letters using multiple crayons or color pencils to create a fun rainbow effect while writing. It makes the writing process more fun and engaging for kids, as they repeat writing the words and practice spelling them."
    - Phonics anchor charts are also attached to support your child's decoding and fluency.
  - **Math Rainbow 10** is also attached for optional "make 10" practice. The worksheet can be copied so students can practice multiple times.
  - **Flash cards** are attached to this for practicing math facts. They need to be cut out and can be put into a baggie.

- Math worksheets for the flashcards are to be used **after** studying the flash cards.
- **Writing paper** is also attached for your child to practice writing. On **Google Classroom**, I have many writing activities for home for students to choose from.
- **Google Classroom** has a **digital leveled library**.
- I will be using **Google Classroom** to post important information and resources for all of our subjects (phonics, reading, writing, math, science, social studies). I will be adding resources throughout the year as we learn new things! The resources I add can be used as optional practice/studying at home. To **access Google Classroom**, sign-in directions are on my teacher webpage and below:
  - **Google Login:**
    - Student Email: [firstname.lastname@k12.wcsdny.org](mailto:firstname.lastname@k12.wcsdny.org)
    - Student Password: on the inside of your child's home folder
  - Then click the "waffle" in the upper right corner and click the **Google Classroom** icon. Then click "Miss Alexander 24-25" classroom, then click the "Classwork" tab.
- If you have any questions, please do not hesitate to reach out!

Best,

Miss Alexander



# November Homework Checklist

**Due Date: Friday, November 22, 2024 (due to Thanksgiving Recess the following week on 11/27)**

**\*\*Please know it's 20 minutes of reading and 20 minutes of math i-Ready per week (not per day)\*\***

**\*\*Reading should be done every day.\*\***

**\*\*For studying basic math facts, this includes the attached flashcards and worksheets. This can also include the optional math worksheets from the Weekly Updates.\*\***

Week of: 11/4-11/8	<input type="checkbox"/> Review snap words <input type="checkbox"/> At least 20 minutes i-Ready Reading <input type="checkbox"/> At least 20 minutes i-Ready Math <input type="checkbox"/> Read (independently, with a parent/sibling, to a stuffie) <input type="checkbox"/> Study basic math facts
Week of: 11/11-11/15	<input type="checkbox"/> Review snap words <input type="checkbox"/> At least 20 minutes i-Ready Reading <input type="checkbox"/> At least 20 minutes i-Ready Math <input type="checkbox"/> Read (independently, with a parent/sibling, to a stuffie) <input type="checkbox"/> Study basic math facts
Week of: 11/18-11/22	<input type="checkbox"/> Review snap words <input type="checkbox"/> At least 20 minutes i-Ready Reading <input type="checkbox"/> At least 20 minutes i-Ready Math <input type="checkbox"/> Read (independently, with a parent/sibling, to a stuffie) <input type="checkbox"/> Study basic math facts

Student Name: \_\_\_\_\_

Parent Signature: \_\_\_\_\_

Our Google Classroom has resources/materials for all of our subjects (phonics, reading, writing, math, science, and social studies). I will be adding more resources as the year progresses and as we learn new topics.

### **Google Login:**

Student Username/Email: firstname.lastname@k12.wcsdny.org

Example: jane.smith@k12.wcsdny.org

Student Password: available on Parent Portal (your child's password is written on the inside of their home folder)

Once you are logged into Google, click the "waffle" in the upper right corner and click the **Google Classroom** icon.

If you need more support with logging into Google, please view this **link**.

### **Clever Login:**

1. Sign into Google
2. Go to: **<https://clever.com/in/wappingers>**

After logging into Clever, your child will automatically be logged into i-Ready!

**i-Ready Login:**

1. Log into Google using your WCSD student Google account.
2. Go into Clever and click "sign in with Google".
3. Once you are in Clever, click on i-Ready.

For **Tang Math online educational games**, use this link:

**<https://tangmath.com/games>**

For **Tang Math online manipulatives**, use my access code: **ale068**

**Fun Learning for Kids:** **<https://funlearningforkids.com/>**

This is a FREE website that has print outs and Google Slides for foundational reading and math skills.

**Toy Theater:** **<https://toytheater.com/>**

This is a FREE website with educational online games. Click on Math or Reading to access activities.

## Second Quarter Second Grade Snap Words

(Please keep it in a folder and use it for homework choice board assignments.)

The students will need to read the following words below. Please take time to go over new words and review the first grade ones.

\*The quarterly assessment on reading the words will be on Friday, January 24th. Please be sure your child knows all the words.\*

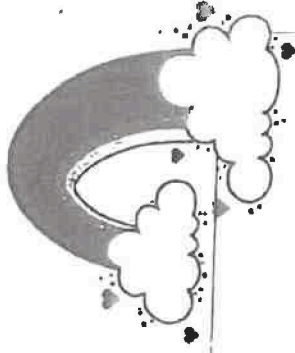
### 2nd quarter

better	follow	happen	different	people
trouble	terrible	answer	special	enough
through	goes	does	question	slowly
suddenly	probably			

### 1st Grade Review Words

about	down	house
our	know	school
much	such	who

Name: \_\_\_\_\_ Rainbow Writing



1.	—	6.
2.	—	7.
3.	—	8.
4.	—	9.
5.	—	10.

# Make it a SNAP word!

1. Say it and use it.



2. Listen for each sound.



3. Study the spelling for each sound



4. Write it.




5. Use it.





## A Routine for Teaching High Frequency Words

<p><b>Sound</b></p> <p>Say the word and segment it. Identify each phoneme in the word. Then, use elkonin boxes to connect each sound to the letters that correspond to each sound. Even when spellings are irregular, it's important to connect them to the sounds they represent.</p>	<div><table><tr><td>W</td><td>a</td><td>s</td></tr></table><p>/w/   /ʌ/   /z/</p></div> <p>Talk about the spelling for each sound. Comment on whether we can use our phonics knowledge to read a part, or if it is a part we need to learn by heart. Say each sound and blend the word. "You can use your phonics knowledge to read the beginning and end of this word. The middle, where a is showing the sound /ʌ/, is a part we need to learn by heart."</p>	W	a	s
W	a	s		
<p><b>Write</b></p> <p>Ask students to write the word multiple times as they say each sound aloud. This can be done in the air, on dry erase boards, or on paper.</p>	<div><div>was was was</div></div>			
<p><b>Read</b></p> <p>Write the word in a context sentence and underline the word. Read aloud the sentence, then point to the target underlined word and read it aloud.</p>	<div>I <u>was</u> at the store last night.</div>			
<p><b>Use</b></p> <p>Ask students to generate oral sentences using the word. Have them work with a partner, and provide sentence frames as support, if needed. Then have students write their oral sentence.</p>	<div><div>"I was..." "She was..." "The dog was..." "School was..."</div><div>My mom was mad!</div><div>I was late for school.</div></div>			

Does that  
LOOK  
right?

Read it  
part by part.

fan  
tas  
tic

Use a word you  
know.

make  
taken  
bakery  
chokes

TRY it many ways.

weak  
pear  
heart  
feed  
book  
door

Crash the parts  
together.



Check if it's a  
snap word.



Do a  
s-l-o-w check!




Does that  
make  
SENSE?

Think about what's  
happening.



Check the picture.



Does that  
SOUND  
right?

Think what kind of  
word would fit.




Get a running  
start.



Tools for  
Solving and  
Checking  
Hard words

# \* Ways to \* Sound Like a \* \* Reading Star! \*



\* scoop up lots of words




\* look out for clues  
like dialogue tags



said Ivy.

\* change your voice to sound  
like the characters




\* show feelings

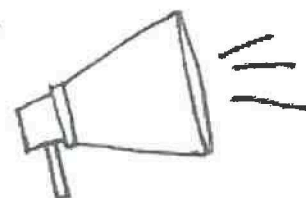


\* read some parts s...l...o...w...  
and some parts fast!

\* add sound effects




\* read LOUD and clear



# RAINBOW to 10

How many ways can you make 10?



$$0 + 10 = 10$$

$$10 + 0 = 10$$

$$1 + 9 = 10$$

$$9 + 1 = 10$$

$$3 + 7 = 10$$

$$7 + 3 = 10$$

$$4 + 6 = 10$$

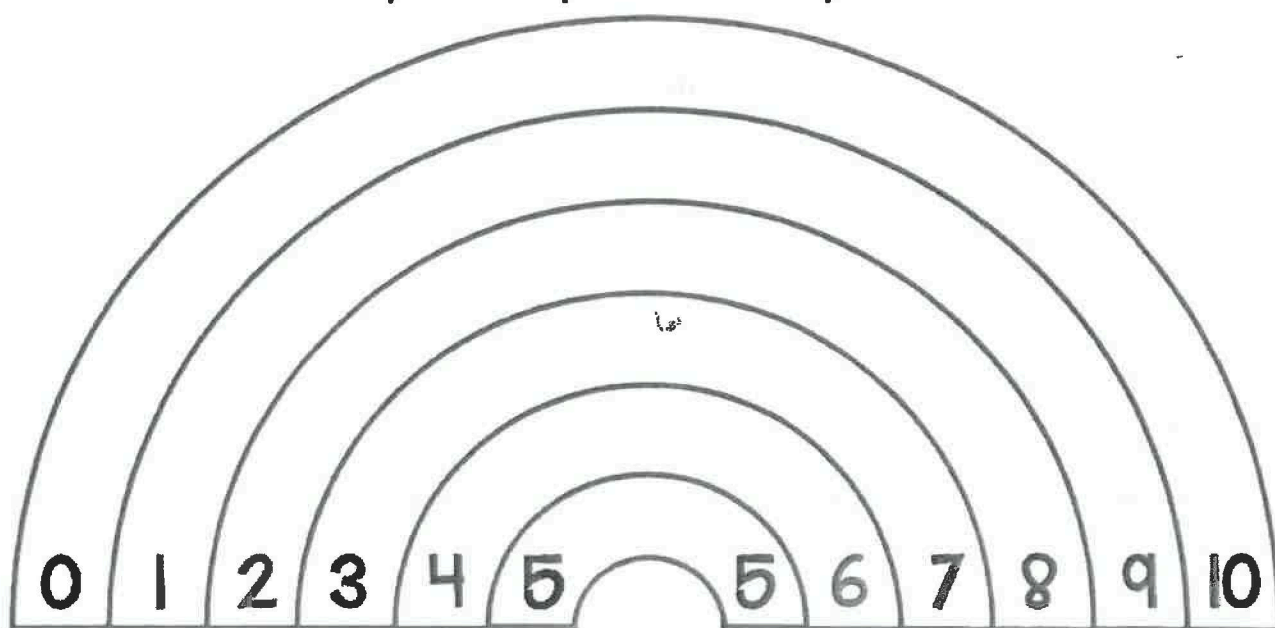
$$6 + 4 = 10$$

$$5 + 5 = 10$$

$$5 + 5 = 10$$

# RAINBOW to 10

How many ways can you make 10?



$$\underline{\quad} + \underline{\quad} = 10$$

$$\underline{\quad} + \underline{\quad} = 10$$

$$\underline{\quad} + \underline{\quad} = 10$$

$$\underline{\quad} + \underline{\quad} = 10$$

$$\underline{\quad} + \underline{\quad} = 10$$

$$\underline{\quad} + \underline{\quad} = 10$$

$$\underline{\quad} + \underline{\quad} = 10$$

$$\underline{\quad} + \underline{\quad} = 10$$

$$\underline{\quad} + \underline{\quad} = 10$$

$$\underline{\quad} + \underline{\quad} = 10$$

$$\underline{\quad} + \underline{\quad} = 10$$

$$\underline{\quad} + \underline{\quad} = 10$$



## Adding Five

1

$$\begin{array}{r} +5 \\ \hline \end{array}$$

2

$$\begin{array}{r} +5 \\ \hline \end{array}$$

3

$$\begin{array}{r} +5 \\ \hline \end{array}$$

4

$$\begin{array}{r} +5 \\ \hline \end{array}$$

5

$$\begin{array}{r} +5 \\ \hline \end{array}$$

6

$$\begin{array}{r} +5 \\ \hline \end{array}$$

7

$$\begin{array}{r} +5 \\ \hline \end{array}$$

8

$$\begin{array}{r} +5 \\ \hline \end{array}$$

9

$$\begin{array}{r} +5 \\ \hline \end{array}$$

## Answers for Adding Five

8

7

6

11

10

9

14

13

12

## Adding Six

1

$$\begin{array}{r} +6 \\ \hline \end{array}$$

2

$$\begin{array}{r} +6 \\ \hline \end{array}$$

3

$$\begin{array}{r} +6 \\ \hline \end{array}$$

4

$$\begin{array}{r} +6 \\ \hline \end{array}$$

5

$$\begin{array}{r} +6 \\ \hline \end{array}$$

6

$$\begin{array}{r} +6 \\ \hline \end{array}$$

7

$$\begin{array}{r} +6 \\ \hline \end{array}$$

8

$$\begin{array}{r} +6 \\ \hline \end{array}$$

9

$$\begin{array}{r} +6 \\ \hline \end{array}$$



## Answers for Adding Six

9

8

7

12

11

10

15

14

13

## Adding Seven

1

$$\begin{array}{r} +7 \\ \hline \end{array}$$

2

$$\begin{array}{r} +7 \\ \hline \end{array}$$

3

$$\begin{array}{r} +7 \\ \hline \end{array}$$

4

$$\begin{array}{r} +7 \\ \hline \end{array}$$

5

$$\begin{array}{r} +7 \\ \hline \end{array}$$

6

$$\begin{array}{r} +7 \\ \hline \end{array}$$

7

$$\begin{array}{r} +7 \\ \hline \end{array}$$

8

$$\begin{array}{r} +7 \\ \hline \end{array}$$

9

$$\begin{array}{r} +7 \\ \hline \end{array}$$

## Answers for Adding Seven

10

9

8

13

12

11

16

15

14

Name: \_\_\_\_\_



$5 + 3 =$

$5 + 5 =$

$5 + 1 =$

$9 + 5 =$

$4 + 5 =$

$3 + 1 =$

$0 + 5 =$

$7 + 5 =$

$2 + 5 =$

$5 + 4 =$

$5 + 6 =$


$6 + 5 =$

$2 + 8 =$

$5 + 5 =$

$0 + 5 =$

Name: \_\_\_\_\_



$5 + 3 =$

$5 + 5 =$

$5 + 1 =$

$9 + 5 =$

$4 + 5 =$

$3 + 1 =$

$0 + 5 =$

$7 + 5 =$

$2 + 5 =$

$5 + 4 =$

$5 + 6 =$


$6 + 5 =$

$2 + 8 =$

$5 + 5 =$

$0 + 5 =$

Name: \_\_\_\_\_



$5 + 3 =$

$5 + 5 =$

$5 + 1 =$

$9 + 5 =$

$4 + 5 =$

$3 + 1 =$

$0 + 5 =$

$7 + 5 =$

$2 + 5 =$

$5 + 4 =$

$5 + 6 =$


$6 + 5 =$

$2 + 8 =$

$5 + 5 =$

$0 + 5 =$

Name: \_\_\_\_\_



$6 + 2 =$

$5 + 6 =$

$6 + 6 =$

$3 + 7 =$

$6 + 1 =$

$3 + 6 =$

$0 + 8 =$

$4 + 6 =$

$6 + 5 =$

$7 + 6 =$

$9 + 6 =$


$6 + 2 =$

$6 + 8 =$

$2 + 9 =$

$6 + 3 =$

Name: \_\_\_\_\_



$6 + 2 =$

$5 + 6 =$

$6 + 6 =$

$3 + 7 =$

$6 + 1 =$

$3 + 6 =$

$0 + 8 =$

$4 + 6 =$

$6 + 5 =$

$7 + 6 =$

$9 + 6 =$


$6 + 2 =$

$6 + 8 =$

$2 + 9 =$

$6 + 3 =$

Name: \_\_\_\_\_



$6 + 2 =$

$5 + 6 =$

$6 + 6 =$

$3 + 7 =$

$6 + 1 =$

$3 + 6 =$

$0 + 8 =$

$4 + 6 =$

$6 + 5 =$

$7 + 6 =$

$9 + 6 =$


$6 + 2 =$

$6 + 8 =$

$2 + 9 =$

$6 + 3 =$

Name: \_\_\_\_\_



$7 + 3 =$

$3 + 7 =$

$7 + 6 =$

$7 + 7 =$

$7 + 2 =$

$9 + 7 =$

$1 + 7 =$

$4 + 6 =$

$7 + 5 =$

$0 + 6 =$

$7 + 4 =$

$4 + 4 =$

$7 + 8 =$

$5 + 6 =$

$7 + 7 =$

Name: \_\_\_\_\_



$7 + 3 =$

$3 + 7 =$

$7 + 6 =$

$7 + 7 =$

$7 + 2 =$

$9 + 7 =$

$1 + 7 =$

$4 + 6 =$

$7 + 5 =$

$0 + 6 =$

$7 + 4 =$

$4 + 4 =$

$7 + 8 =$

$5 + 6 =$

$7 + 7 =$

Name: \_\_\_\_\_



$7 + 3 =$

$3 + 7 =$

$7 + 6 =$

$7 + 7 =$

$7 + 2 =$

$9 + 7 =$

$1 + 7 =$

$4 + 6 =$

$7 + 5 =$

$0 + 6 =$

$7 + 4 =$

$4 + 4 =$

$7 + 8 =$

$5 + 6 =$

$7 + 7 =$

